

Name of Manufacturer:

Abacus®

ABACUS LIGHTING LIMITED

Sutton - in - Ashfield, Nottinghamshire.

NG17 5FT ENGLAND

Tel: (+44) 01623 511111 Fax: (+44) 01623 552133

DATA SHEET No.

T051RLS

Page

1 of 2

Revision No

Date

7th JUNE 2005

NAME OF CONTRACT:

PART A

General

Column Reference

Column nominal height (m)

Column material

Material design strength N/mm sq.

No. of door openings

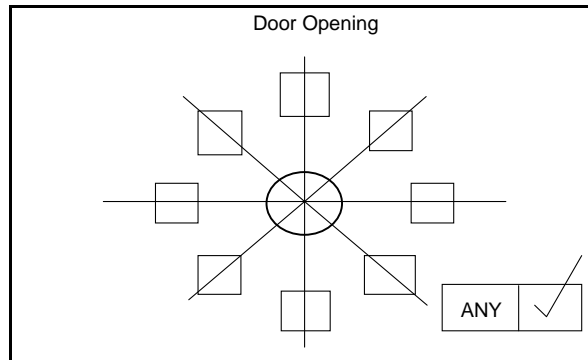
Door opening size

Height	***	(mm)
Width	***	(mm)

Height (mm)	Width (mm)	Depth (mm)
450	100	100

Corrosion protection

Acceptable positions of bracket arms relative to door position



Manufacturers drawing ref. no:

Basic system type

Additional sacrificial steel thickness (mm)

Terrain Category as defined in EN40-3-1

Planting depth (m)

PART B

Foundation data

Relavent forces and moments at ground level.

Line of action of max moment relative to door opening

Standard Soil Type Factor G		
630	390	230
0.208 (m)	0.336 (m)	0.57 (m)

Bolt hole centres	Hole diameter	Design load/bolt
200 (mm)	30 x 20 (mm)	16592 (N)

Moment 4700 (Nm) Shear 1198 (N)



(LOADINGS FOR COLUMN ARE UNFACTORED)

For flangeplates with slotted holes a diagram shall be included with this data sheet.

Details of Attachments	N/A
Area x Cf	(sq m) x
Height	(m)
Offset	(m)

Data Sheet No.	T051RLS
Revision	Page 2 of 2
Date	7th JUNE 2005

PART C
Acceptable Lanterns

Post Top Columns

Lantern Lever Arm (mm)	
Due to Wt. of Lantern	Due to Wind on Lantern
300	300

		Rationalized Wind Loading Factors			
Lantern Connection	Lantern	396	429	466	576
Diameter (mm)	Length (mm)	Max. Wt. (Kg)	Maximum windage area (sq.m) For Rationalized Wind Loading Factors		
AS REQUIRED	38*	0.775	0.703	0.634	0.484

Single Arm Bracket Column

*Max Headload - RLS0 = 10kg, RLS0X = 18kg, RLS1 = 27kg
RLS2 = 38kg

Lantern Lever Arm (mm)	
Due to Wt. of Lantern	Due to Wind on Lantern
300	300

Bracket Projection (m)	Bracket Reference	Material		Lantern Connection			Lantern Maximum Weight (Kg)	Maximum windage area (sq.m) For Rationalized Wind Loading Factors			
		Grade	Design Strength N/sq.mm	Fixing Angle	Diameter (mm)	Length (mm)					
0.25	BKT-025/S	S275	275	AS REQUIRED			8	0.298	0.271	0.246	0.19
0.5	BKT-05/S	S275	275	AS REQUIRED			8	0.214	0.194	0.175	0.133
0.75	BKT-075/S	S275	275	AS REQUIRED			8	0.161	0.145	0.13	0.097
1	BKT-10/S	S275	275	AS REQUIRED			8	0.124	0.111	0.098	0.071
1.25	BKT-125/S	S275	275	AS REQUIRED			8	0.096	0.085	0.074	0.051

Double Arm Bracket Column

Lantern Lever Arm (mm)	
Due to Wt. of Lantern	Due to Wind on Lantern
300	300

Bracket Projection (m)	Bracket Reference	Material		Lantern Connection			Lantern Maximum Weight (Kg)	Maximum windage area (sq.m) For Rationalized Wind Loading Factors			
		Grade	Design Strength N/sq.mm	Fixing Angle	Diameter (mm)	Length (mm)					
0.25	BKT-025/D	S275	275	AS REQUIRED			8	0.459	0.416	0.375	0.286
0.5	BKT-05/D	S275	275	AS REQUIRED			8	0.441	0.398	0.358	0.269
0.75	BKT-075/D	S275	275	AS REQUIRED			8	0.422	0.38	0.34	0.253
1	BKT-10/D	S275	275	AS REQUIRED			8	0.404	0.363	0.323	0.237
1.25	BKT-125/D	S275	275	AS REQUIRED			8	0.387	0.345	0.306	0.221

PART D
CERTIFICATION

It is certified that the information given in this data sheet has been obtained in accordance with the requirements of BS EN 40 as implemented by Departmental Standard BD 26 and the specification.

Signed on behalf of the Contractor

Date.....7th JUNE 2005.

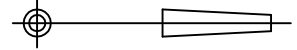
ABACUS LIGHTING LTD

Sutton - in - Ashfield Nottinghamshire NG17 5FT Tel: (+44) 01623 511111 Fax: (+44) 01623 552133



NOTES

1. FIRST ANGLE PROJECTION.



2. DIMENSIONS SHOWN IN BRACKETS THUS (25) ARE REF. DIMENSIONS ONLY.

3. REMOVE ALL BURRS AND SHARP EDGES.

4. DO NOT SCALE IF IN DOUBT ASK.

5. WELDING SYMBOLS ARE TO BS EN 24063 & BS EN 22553.

6. ALL STANDARDS AND SPECIFICATIONS ARE TO BE TO THE LATEST REVISIONS.

7. FILLET WELDS TO BE TO WELD PROCEDURE No. 031W.

8. MATERIAL:CHS TO BSEN 10210 S275 WITH A TENSILE STRENGTH OF 430N/mm. sq. PLATE FROM M.S. TO BSEN 10025 S275. CHS TO BS EN S355 WITH A TENSILE STRENGTH OF 490N/mm.sq.

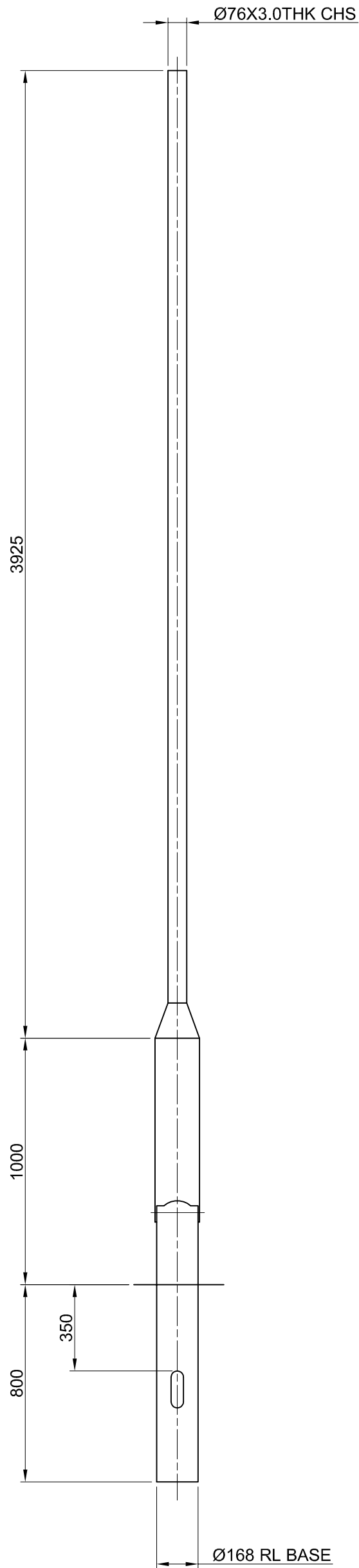
9. FINISH: HOT DIP GALV TO BS EN ISO 1461. FOR COLUMN WITH BITUMEN ROOT ITEM No. T051RLS/GB, ROOT LENGTH PLUS 150mm TO BE COATED EXTERNALLY WITH BITUMEN.

10.BASE COMPARTMENT IS FITTED WITH A 11mm THICK TIMBER BASEBOARD MEASURING 620 x 84 AND A M8 EARTHING SET. DOOR OPENING MEASURES 590 x 120 AND IS COVERED BY THE LID OF THE COLUMN.

11.CABLE ENTRY SLOT MEASURES 150X50 AND IS 350 BELOW GROUND LEVEL.

12.ALL TIMBER COMPONENTS TO BE CREOSOTED.

13.FOR DETAILS OF Ø168 RL BASE SEE DRG. No RL201/10 SERIES.



MATERIAL	LENGTH	QTY
Ø76X3.0THK CHS	3920	1

ITEM No: T051RLS
WEIGHT: 59 KG

REV:	SIG:	DESCRIPTION	DATE	CHD.
F	M.M.	SEE AMD. No. 2562.	18.02.00	A.B.
E	AHP	SEE AMD. No. 1498.	08.12.92	A.B.
D	MJC	SEE AMD. No. 1342.	29.03.91	A.B.
C	MJC	SEE AMD. No. 1341.	29.03.91	A.B.
B	MJC	CHAGE TO ROOT LENGTH.	03.12.89	A.B.
A	SDW	GAL BIT ROOT ADDED.	24.11.89	A.B.

Copyright Strictly Reserved
Abacus Municipal Ltd.
© 1989

GENERAL TOLERANCES
UNLESS STATED
OTHERWISE: -

0-500mm-----	±5
501mm-1000mm---	±10
ABOVE-----	±20

DRAWN	A. PEABODY.
CHECKED	A. BOOTH.
SCALE	DO NOT SCALE
DATE	15.06.89

TITLE	G.A. OF T051RLS
SALES ORDER No.	

Abacus[®]
SUTTON-IN-ASHFIELD, NOTTS

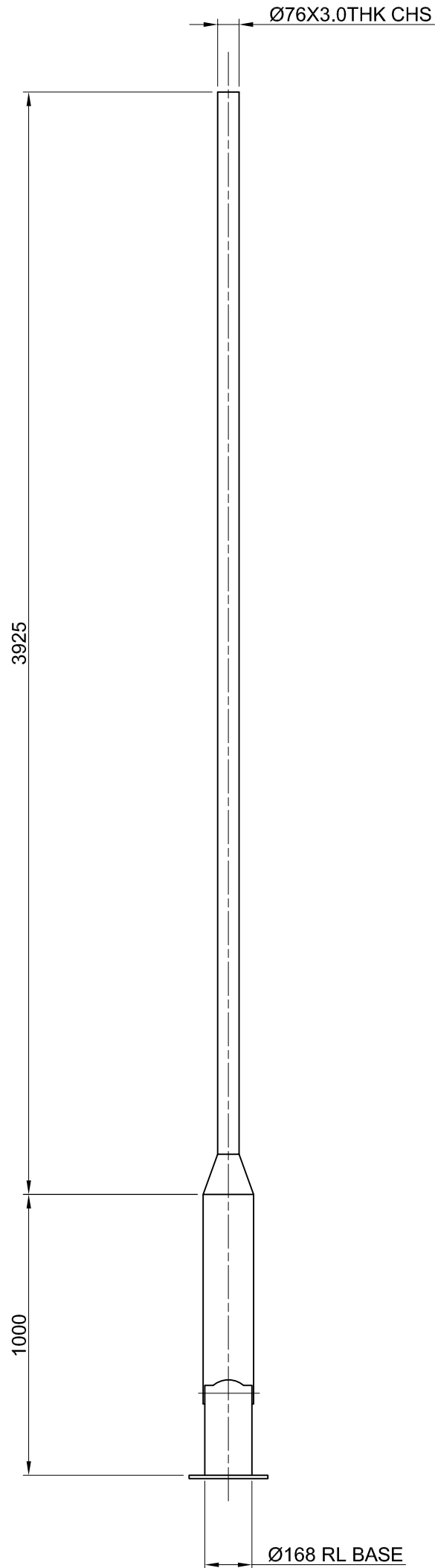
CLIENT STANDARD COMPONENT
DRG. No. T051RLS

PATENT No. 968113
REG. DESIGN No.



NOTES

1. FIRST ANGLE PROJECTION.
2. DIMENSIONS SHOWN IN BRACKETS THUS (25) ARE REF. DIMENSIONS ONLY.
3. REMOVE ALL BURRS AND SHARP EDGES.
4. DO NOT SCALE IF IN DOUBT ASK.
5. WELDING SYMBOLS ARE TO BS EN 24063 & BS EN 22553.
6. ALL STANDARDS AND SPECIFICATIONS ARE TO BE TO THE LATEST REVISIONS.
7. FILLET WELDS TO BE TO WELD PROCEDURE No. 031W.
8. MATERIAL: CHS TO BSEN 10210 S275 WITH A TENSILE STRENGTH OF 430N/mm. sq. PLATE FROM M.S. TO BSEN 10025 S275. CHS TO BS EN S355 WITH A TENSILE STRENGTH OF 490N/mm.sq.
9. FINISH: HOT DIP GALV TO BS EN ISO 1461.
10. BASE COMPARTMENT IS FITTED WITH A 11mm THICK TIMBER BASEBOARD MEASURING 620 x 84 AND A M8 EARTHING SET. DOOR OPENING MEASURES 590 x 120 AND IS COVERED BY THE LID OF THE COLUMN.
11. FOR DETAILS OF FLANGE PLATE SEE DRG. No. C201/22. FLANGE IS TYPE '0'.
12. ALL TIMBER COMPONENTS TO BE CREOSOTED.
13. FOR DETAILS OF Ø168 RL BASE SEE DRG. No RL201/10 SERIES.



MATERIAL	LENGTH	QTY
Ø76X3.0THK CHS	3920	1

ITEM No: T051RLS/FP
WEIGHT: 52 KG

REV:	SIG:	DESCRIPTION	DATE	CHD.
D	M.M.	SEE AMD. No. 2562.	18.02.00	
C	A.P.	SEE AMD. No. 1498.	08.12.92	A.B.
B	MJC	SEE AMD. No. 1342.	29.03.91	A.B.
A	MJC	SEE AMD. No. 1341.	29.03.91	A.B.

Copyright Strictly Reserved
Abacus Municipal Ltd.
© 1989

GENERAL TOLERANCES
UNLESS STATED
OTHERWISE: -

0-500mm-----	±5
501mm-1000mm---	±10
ABOVE-----	±20

DRAWN A. PEABODY.
CHECKED A. BOOTH.
SCALE DO NOT SCALE
DATE 15.06.89

TITLE
G.A. OF T051RLS/FP
SALES ORDER No.

Abacus[®]
SUTTON-IN-ASHFIELD, NOTTS

CLIENT STANDARD COMPONENT
DRG. No. T051RLS/FP

PATENT No. 968113
REG. DESIGN No.