

Name of Manufacturer:

Abacus®

ABACUS LIGHTING LIMITED

Sutton - in - Ashfield, Nottinghamshire.

NG17 5FT ENGLAND

Tel: (+44) 01623 511111 Fax: (+44) 01623 552133

DATA SHEET No.

T088RLH

Page

1 of 2

Revision No

Date

6th JUNE 2005

NAME OF CONTRACT:

PART A

General

Column Reference

Column nominal height (m)

Column material

Material design strength N/mm sq.

No. of door openings

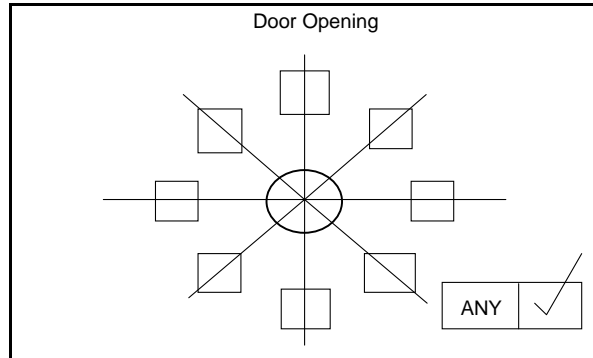
Door opening size

Height	***	(mm)
Width	***	(mm)

Height (mm)	Width (mm)	Depth (mm)
450	100	100

Corrosion protection

Acceptable positions of bracket arms relative to door position



Manufacturers drawing ref. no:

Basic system type

Additional sacrificial steel thickness (mm)

Terrain Category as defined in EN40-3-1

Planting depth (m)

PART B

Foundation data

Relavent forces and moments at ground level.

Line of action of max moment relative to door opening

Standard Soil Type Factor G		
630	390	230
***** (m)	0.196 (m)	0.333 (m)

Bolt hole centres	Hole diameter	Design load/bolt
200 (mm)	35 x 25 (mm)	32513 (N)

Moment (Nm) Shear (N)



(LOADINGS FOR COLUMN ARE UNFACTORED)

For flangeplates with slotted holes a diagram shall be included with this data sheet.

Details of Attachments	N/A
Area x Cf	(sq m) x
Height	(m)
Offset	(m)

Data Sheet No.	T088RLH
Revision	Page 2 of 2
Date	6th JUNE 2005

PART C
Acceptable Lanterns

Post Top Columns

Lantern Lever Arm (mm)	
Due to Wt. of Lantern	Due to Wind on Lantern
400	400

		Rationalized Wind Loading Factors			
Lantern Connection	Lantern	396	429	466	576
Diameter (mm)	Length (mm)	Max. Wt. (Kg)	Maximum windage area (sq.m) For Rationalized Wind Loading Factors		
AS REQUIRED	40*	0.547	0.496	0.448	0.351

Single Arm Bracket Column

*Max Headload - RLH168 at 8m

Lantern Lever Arm (mm)	
Due to Wt. of Lantern	Due to Wind on Lantern
400	400

Bracket Projection (m)	Bracket Reference	Material		Lantern Connection			Lantern Maximum Weight (Kg)	Maximum windage area (sq.m) For Rationalized Wind Loading Factors			
		Grade	Design Strength N/sq.mm	Fixing Angle	Diameter (mm)	Length (mm)					
0.25	BKT-025/S	S275	275	AS REQUIRED			10	0.394	0.359	0.327	0.258
0.5	BKT-05/S	S275	275	AS REQUIRED			10	0.307	0.279	0.253	0.199
0.75	BKT-075/S	S275	275	AS REQUIRED			10	0.247	0.224	0.202	0.157
1	BKT-10/S	S275	275	AS REQUIRED			10	0.199	0.179	0.161	0.123
1.25	BKT-125/S	S275	275	AS REQUIRED			10	0.166	0.149	0.133	0.099

Double Arm Bracket Column

Lantern Lever Arm (mm)	
Due to Wt. of Lantern	Due to Wind on Lantern
400	400

Bracket Projection (m)	Bracket Reference	Material		Lantern Connection			Lantern Maximum Weight (Kg)	Maximum windage area (sq.m) For Rationalized Wind Loading Factors			
		Grade	Design Strength N/sq.mm	Fixing Angle	Diameter (mm)	Length (mm)					
0.25	BKT-025/D	S275	275	AS REQUIRED			10	0.309	0.279	0.252	0.196
0.5	BKT-05/D	S275	275	AS REQUIRED			10	0.293	0.263	0.236	0.181
0.75	BKT-075/D	S275	275	AS REQUIRED			10	0.277	0.248	0.221	0.166
1	BKT-10/D	S275	275	AS REQUIRED			10	0.255	0.227	0.201	0.147
1.25	BKT-125/D	S275	275	AS REQUIRED			10	0.246	0.217	0.191	0.137

PART D
CERTIFICATION

It is certified that the information given in this data sheet has been obtained in accordance with the requirements of BS EN 40 as implemented by Departmental Standard BD 26 and the specification.

Signed on behalf of the Contractor

Date.....6th JUNE 2005.


ABACUS LIGHTING LTD

Sutton - in - Ashfield Nottinghamshire NG17 5FT Tel: (+44) 01623 511111 Fax: (+44) 01623 552133



NOTES

1. FIRST ANGLE PROJECTION.
2. DIMENSIONS SHOWN IN BRACKETS THUS (25) ARE REF. DIMENSIONS ONLY.
3. REMOVE ALL BURRS AND SHARP EDGES.
4. DO NOT SCALE IF IN DOUBT ASK.
5. WELDING SYMBOLS ARE TO BS EN 24063 & BS EN 22553.
6. ALL STANDARDS AND SPECIFICATIONS ARE TO BE TO THE LATEST REVISIONS.
7. FILLET WELDS TO BE TO WELD PROCEDURE No. 031W.
8. MATERIAL: CHS TO BS EN 10210 S355 WITH A TENSILE STRENGTH OF 490N/mm.sq. PLATE TO BS EN 10025 S275.
9. CABLE ENTRY SLOT MEASURES 150 x 50.
10. BASE COMPARTMENT
168 R/L BASE ASSEMBLY:- FITTED WITH A 11 mm THK CREOSOTED TIMBER BASEBOARD MEASURING 620 x 84. DOOR OPENING MEASURES 570 x 130 AND IS COVERED BY THE LID OF THE COLUMN.
11. FOR DETAIL OF 168 R/L BASE ASSEMBLY REFER TO DRG NO. RL201/10/GA
12. FINISH: HOT DIP GALVANISED TO BS EN ISO 1461.



MATERIAL	LENGTH	QTY
Ø114.3X3.0THK CHS	6895	1

ITEM No: T088RLH
WEIGHT: 106 KG

REV:	SIG:	DESCRIPTION	DATE	CHD.
B	M.M.	SEE AMD. No. 2260.	08.01.98	
A	M.M.	SEE AMD. No. 2163.	15.07.97	A.B.

Copyright Strictly Reserved
Abacus Municipal Ltd.
© 1996

GENERAL TOLERANCES
UNLESS STATED
OTHERWISE: -

0-500mm----- ±5
501mm-1000mm--- ±10
ABOVE----- ±20

DRAWN M. MORRIS.

CHECKED S. WRAY.

SCALE 1:30

DATE 17.07.96

TITLE

GENERAL ARRANGE,MENT
OF T088RLH

SALES ORDER No.

Abacus[®]
SUTTON-IN-ASHFIELD, NOTTS

CLIENT STANDARD COMPONENT

DRG. No. T088RLH

B

PATENT No. 968113
REG. DESIGN No.

PATENT No. 968113
 Copyright Strictly Reserved
 Abacus Municipal Ltd
 © 1996

GENERAL TOLERANCES
 UNLESS STATED
 OTHERWISE:-
 0-500mm----- ± 5
 501mm-1000mm--- ± 10
 ABOVE----- ± 20

DATE 17/7/96
 SCALE N.T.S.
 CHECKED S WRAY
 DRAWN A BOOTH

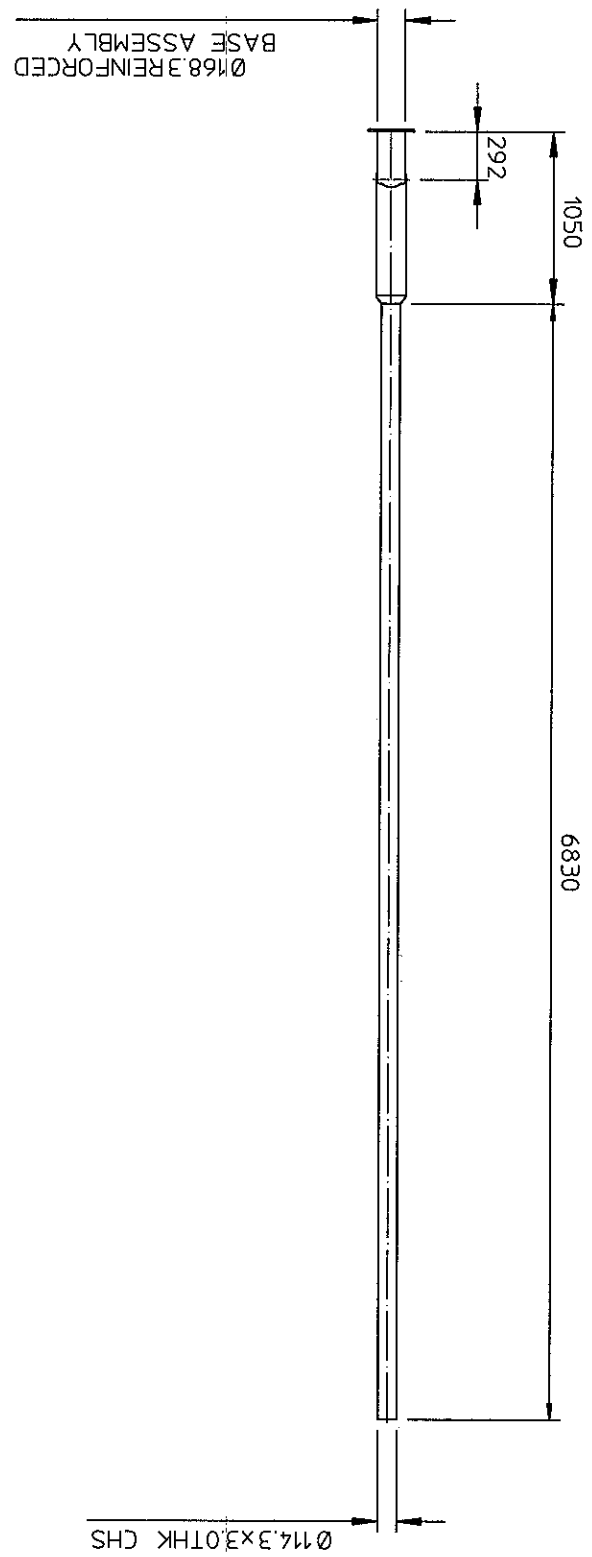
TITLE
 GENERAL ARRANGEMENT
 OF T088RLH/FP

DRG No. T088RLH/FP
 CLIENT STANDARD
 SUTTON-IN-ASHFIELD, NOTTS
Abacus
 ®

REV:	SIG.	DESCRIPTION	DATE	CHD.
A	M.M.	SEE AMD No 2163	15.07.97	

MATERIAL	C/LENGTH	QTY
Ø114.3X3.0THK CHS	6895	1

ITEM No. T088RLH/FP
 WEIGHT = 98Kg



- 1 FIRST ANGLE PROJECTION
- 2 DIMENSIONS SHOWN IN BRACKETS THUS (25) ARE REF DIMENSIONS ONLY
- 3 REMOVE ALL BURRS AND SHARP EDGES
- 4 DO NOT SCALE IF IN DOUBT ASK
- 5 WELDING SYMBOLS ARE TO BS 499
- 6 ALL STANDARDS AND SPECIFICATIONS ARE TO BE TO THE LATEST REVISIONS
- 7 FILLET WELDS TO BE TO WELD PROCEDURE No 031W
- 8 MATERIAL CHS TO BS EN 10210 S275 WITH A TENSILE STRENGTH OF 490N/mm.sq PLATE TO BS EN 10025 S275
- 9 FLANGE PLATE IS TYPE '1' TO DRG NO C201/22
- 10 BASE COMPARTMENT 168 R/L BASE ASSEMBLY - FITTED WITH A 11 mm THK CREOSOTED TIMBER BASEBOARD MEASURING 620 x 84 DOOR OPENING MEASURES 570 x 130 AND IS COVERED BY THE LID OF THE COLUMN
- 11 FOR DETAIL OF 168 R/L BASE ASSEMBLY REFER TO DRG NO RL201/10/GA
- 12 FINISH HOT DIP GALVANISED TO BS.729



NOTES